

The ladies guide to

HOW TO Change your Oil

stupid car problems



OIL



FUNNEL



GLOVES



OIL FILTER



DRAIN PAN

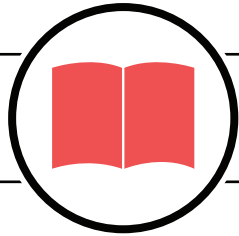


WRENCH

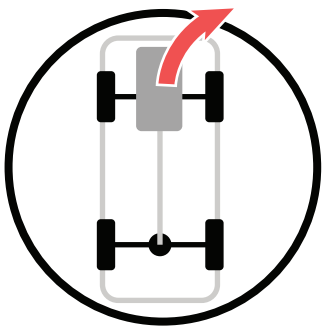



HINT: Wear scrubby clothing, as you are likely to get dirty in this process

Check your car's manual for the specific type & amount of oil you will need for your car's engine.

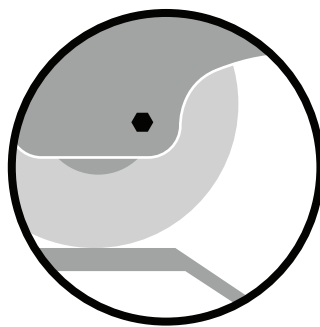


Ensure that your car's engine is warm, but not hot. Take it for a drive and let it sit for 15 minutes with the hood up.

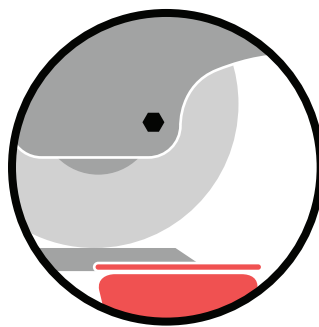


Remove the undercover.

**Not all cars will have one of these.*



Find your oil filter and drain plug



Place the drain pan to the side of your drain plug.



Remove drain plug using a wrench. Keep your hand at an angle to avoid spilling oil onto your hands.

ALMOST THERE!
Go to page 2 to finish learning how to change your oil. 