

The ladies guide to


HOW TO
Pop The Hood

stupid car problems

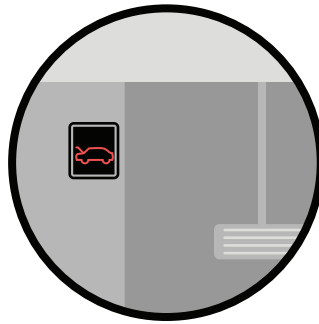


HINT: The most important aspect of getting under your car's hood is opening it.

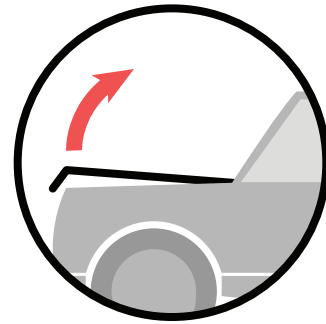
Ensure that your car is off and preferably cooled off to avoid any type of injury while opening the hood.



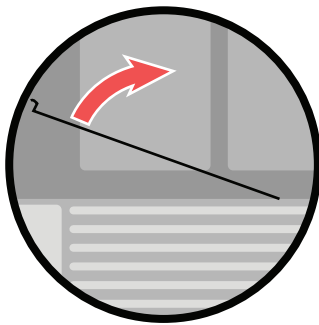
Pull up emergency brake as extra precaution.



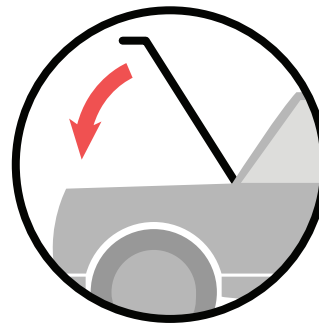
Find latch located beneath the steering wheel and pull towards you.



Go to the hood of your car and place hand beneath the hood to locate the latch. Pull latch while simultaneously lifting your car's hood.



Pop the hood using the metal rod or lever located in front or to the side. Pull up and prop using the small gap at the top of the hood.



Once you are done checking underneath your hood, ensure that you place the lever back and securely close it.