

The ladies guide to

CHECK

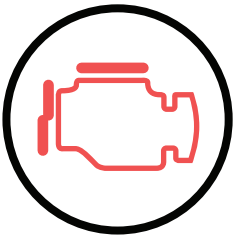
## Engine Light

stupid car problems

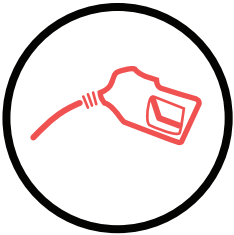


**HINT:** Check out this link to learn how to jump start a battery!


[www.artofmanliness.com/2008/09/11/how-to-jump-start-a-car/](http://www.artofmanliness.com/2008/09/11/how-to-jump-start-a-car/)



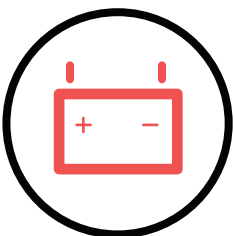
Some cars are scheduled to turn on the "Check Engine" light when it is time for a routine maintenance. If this is the case, check to see if it is time for an oil change or maintenance appointment. If you just had one and the mechanic did not reset it, you can check your manual on how to do so yourself.



Believe it or not, your check engine light will come on if your gas cap is not on or screwed on tightly. Check both to see if this cause the light to turn off.



Newer modeled cars do not need spark plugs replaced for at least 100,000 miles. But this is not to say that something cannot go wrong with them beforehand. Check your owner's manual for both location and signs of faulty plugs. Replace the spark plugs immediately if there is a problem.



Your car's computer is wired to warn you when there is a potential problem. Check to see if your battery needs to be replaced.