


The ladies guide to

UNDERSTAND YOUR
Car's Fluids

TRANSMISSION
stupid car problems



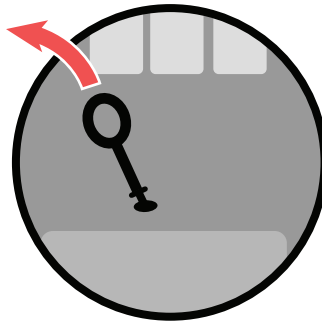
HINT: Unlike your oil, you want to check transmission fluid while the car is running.

HINT: Pay close attention for any potential problems.


Although it only needs to be replaced every 100,000 miles, if the fluid is dark in appearance or looks burnt, it would be best to replace it sooner than later.



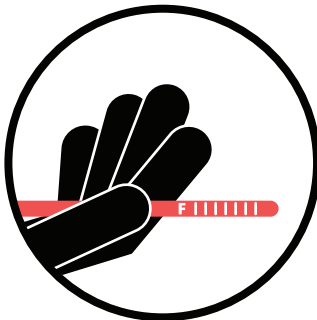
Locate the oil dipstick with the use of your owner's manual.



Remove the dipstick and clean off with a paper towel or spare rag.



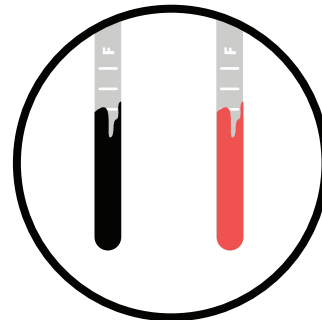
Replace dipstick by pushing it down into position.



Remove dipstick again and check the fluid's level with the markings on the dipstick.



If oil level is low, add needed amount of transmission fluid.



Pay attention to the color of the fluid. It should be a reddish hue.